

Monthly planner for the month of May




THEME - MY FAMILY


Date: 1/5/2024

Number of Days: 10

Class - NURSERY

Days/ date	Greeting time and Circle time	Language and Communicatio n	Cognitive Development	Art and Creativity	Motor Development	Exploration time	Social emotional development
DAY 1	<p><u>Greeting time</u> Teacher will encourage them to say hello to everyone</p> <p><u>Circle time</u> sing the hello song with their names and make them dance on soft tunes.</p> <div style="border: 1px solid black; width: fit-content; padding: 2px; margin-left: 10px;">10 min.</div>	<p><u>Listening and expressing</u></p> <p>Story (MY FAMILY IS MY BEST FRIEND) teacher will narrate the story with expressions and voice modulation and teaching aids and children will listen and express themselves on the story.</p> <div style="border: 1px solid black; width: fit-content; padding: 2px; margin-left: 10px;">10 min</div>	<p><u>Patterns on family</u></p> <p>Teacher will show the toys/flash cards/ videos and recite stories.</p> <div style="border: 1px solid black; width: fit-content; padding: 2px; margin-left: 10px;">15 min</div>	<p><u>Artistic expression</u></p> <p>children will be encouraged to identify, describe their family members and express their feelings towards their concerned members.</p> <div style="border: 1px solid black; width: fit-content; padding: 2px; margin-left: 10px;">10 min</div>	<p><u>Outdoor Play</u></p> <p>Children will be encouraged to climb up and down the stairs/ramp one step at a time. (only 5-6 steps).</p> <div style="border: 1px solid black; width: fit-content; padding: 2px; margin-left: 10px;">15 min</div>	<p><u>hunt</u></p> <p>Teacher will set up a corner for children where they have to find their family members' photograph.</p> <div style="border: 1px solid black; width: fit-content; padding: 2px; margin-left: 10px;">15 min</div>	<p>Children will be guided and encouraged how to Keep their toys back to place after playing and wash their hands after doing colouring activity.</p> <div style="border: 1px solid black; width: fit-content; padding: 2px; margin-left: 10px;">15 min</div>

<p>Day 2</p>	<p>Teacher will greet the students with a warm smile and smileys of their names.</p> <p>Children will be encouraged to hold their family photograph and speak about it.</p>	<p><u>Listening & speaking and developing pre-reading ability</u></p> <p>Children will be encouraged to speak about their favourite food items colored in RED.</p> 	<p><u>colour</u></p> <p>They will color objects in red color in a worksheet</p>	<p><u>Imaginative play</u></p> <p>Children will be encouraged to find objects around them in Red Color to observe RED DAY.</p>	<p><u>Outdoor play</u></p> <p>Children will be encouraged to jump on a pond drawn by a teacher on the floor.</p>	<p><u>blocks play</u></p> <p>Teacher will set up tables for children to stack/build/play with blocks independently.</p> 	<p>Children will be guided how to walk in a line while moving out and be gentle with their friends .</p>
<p>Day 3</p>	<p>After greeting warmly the teacher will sing rhyme and will encourage children to enact likewise.</p>	<p><u>Pre writing ability</u></p> <p>Children will play and explore sand and will be encouraged to make different patterns on the sand. eg. Face of a boy, girl, moustaches</p>	<p><u>Basic concept</u></p> <p>Teacher will show a short story on smart board on MAA to observe Mother's Day.</p>	<p><u>Music & movement</u></p> <p>Children will speak a few lines about their MAA or recite a poem.</p> 	<p><u>Indoor/outdoor play</u></p> <p>Children will be encouraged to play on swings / slides</p>	<p>Teacher will set up tables for children to transfer balls in baskets provided independently.</p>	<p>Children will be encouraged to be patient and wait for their turn for the task and not to throw sand on their friends while playing.</p>
<p>Day 4</p>	<p>After the warmup session children will be encouraged to talk freely about themselves and the teacher will listen.</p>	<p><u>Listening and speaking</u></p> <p>Teacher will show a powerpoint presentation on a smart board on different pictures of</p>	<p><u>Thinking skills</u></p> <p>Children will be encouraged to find RED Colored objects in the school.</p>	<p><u>Creative expression</u></p> <p>Children will be encouraged to speak about the craft they have brought to observe the red day.</p>	<p><u>Outdoor play</u></p> <p>Children will be encouraged to play on swings/ slides independently.</p>	<p>Teacher will set up tables for children to open and close bottle lids independently.</p>	<p>Teacher will discuss how to be gentle and kind with everyone.</p>

		family members and will encourage children to express their views and thoughts and Teacher will give them vocabulary of different relationships in a family.					
Day 5	After greetings children will enjoy singing and dancing to the songs they did in the whole week	<u>Expressing themselves</u> Children will be encouraged to speak about relationships outside their family.	<u>Thinking skills</u> Children will be shown two puddles big and small and will be encouraged to jump on a BIG puddle.	<u>Group art</u> Children will be encouraged to do thumb printing and match the relationships of their family members,	<u>Outdoor play</u> Children will be encouraged to do balancing on rope. 	Teacher will set up tables for children to play with clay independently.	Teacher will show different art materials like glue , paper, etc to children and encourage them how to share their art material with peers

- ACTIVITIES MENTIONED IN THE PLANNER WILL BE CARRIED FOR THE NEXT FIVE DAYS ACCORDING TO THE INDIVIDUAL LEARNING PACE OF CHILDREN.

Madhuri

Teachers Sign with date

PRINCIPAL